


ANNUAL WATER QUALITY REPORT

Reporting Year 2022



Presented By
City of Statesboro

PWS ID#: 0310004

Our Mission Continues

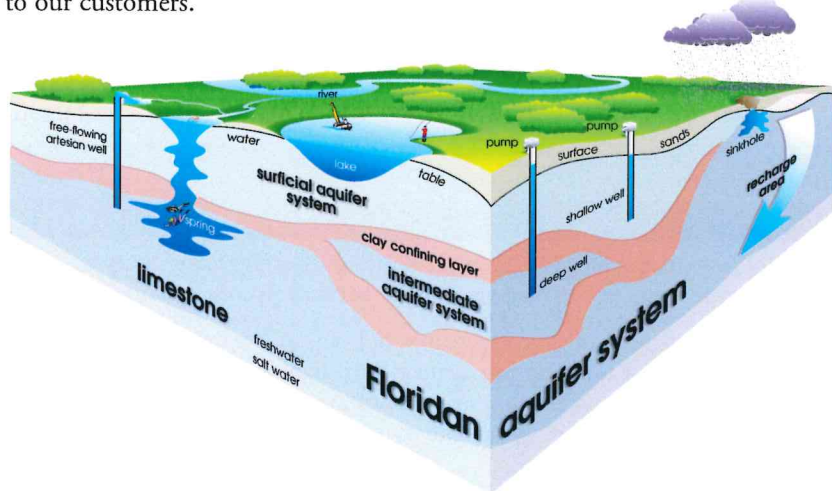
We are once again pleased to present our annual water quality report covering all testing performed between January 1 and December 31, 2022. Over the years, we have dedicated ourselves to producing drinking water that meets all state and federal standards. We continually strive to adopt new methods for delivering the best-quality drinking water to you. As new challenges to drinking water safety emerge, we remain vigilant in meeting the goals of source water protection, water conservation, and community education while continuing to serve the needs of all our water users. Please remember that we are always available should you ever have any questions or concerns about your water.

Water Disinfection

Any water supply can naturally be exposed to disease-causing microbes. Statesboro follows state and federal regulations to prevent disease by disinfection with chlorine. Regulations require a detectable amount of chlorine throughout the water distribution system to ensure public safety. Certain by-products are formed during disinfection as a result of chemical reactions between chlorine and naturally occurring organic matter in the water. The addition of chlorine is carefully controlled so the levels of by-products are kept low while disinfection remains effective.

Where Does Statesboro's Water Come From?

The raw water supply of Statesboro's drinking water is the Floridan Aquifer, which is a limestone formation running under the entire county and extending south. Raw water from this aquifer is of a very high quality. Water is withdrawn from the Floridan Aquifer utilizing six active deep wells. Water treatment consists of chlorination (disinfection), fluoridation (to help prevent tooth decay in children), and phosphate (for iron and corrosion control). This treatment takes place at each well site, and the water is sampled and monitored daily by certified operators to ensure that quality drinking water is delivered to our customers.



Lead in Home Plumbing

If present, elevated levels of lead can cause serious health problems, especially for pregnant women and young children. Lead in drinking water is primarily from materials and components associated with service lines and home plumbing. We are responsible for providing high-quality drinking water, but we cannot control the variety of materials used in plumbing components. When your water has been sitting for several hours, you can minimize the potential for lead exposure by flushing your tap for 30 seconds to two minutes before using water for drinking or cooking. If you are concerned about lead in your water, you may wish to have your water tested. Information on lead in drinking water, testing methods, and steps you can take to minimize exposure is available from the Safe Drinking Water Hotline at (800) 426-4791 or www.epa.gov/safewater/lead.

Important Health Information

Some people may be more vulnerable to contaminants in drinking water than the general population. Immunocompromised persons such as persons with cancer undergoing chemotherapy, persons who have undergone organ transplants, people with HIV/AIDS or other immune system disorders, some elderly, and infants may be particularly at risk from infections. These people should



seek advice about drinking water from their health care providers. The U.S. EPA/CDC (Centers for Disease Control and

Prevention) guidelines on appropriate means to lessen the risk of infection by *Cryptosporidium* and other microbial contaminants are available from the Safe Drinking Water Hotline at (800) 426-4791 or <http://water.epa.gov/drink/hotline>.

Source Water Assessment

A source water assessment was completed for the City of Statesboro water system. This report lists potential contaminants that could be detected within the system. If you are interested in a copy of this report, contact the City of Statesboro, P.O. Box 348, Statesboro, GA 30459.

QUESTIONS?

If you are interested in learning more about the water department or have any questions about the quality of water in Statesboro, please call Keith Perkins at (912) 764-0693 or Matt Aycock at (912) 681-1161. If you have any questions about public participation and policy decisions, please call (912) 764-0693.

Test Results

Our water is monitored for many different kinds of substances on a very strict sampling schedule, and the water we deliver must meet specific health standards. Here, we only show those substances that were detected in our water (a complete list of all our analytical results is available upon request). Remember that detecting a substance does not mean the water is unsafe to drink; our goal is to keep all detects below their respective maximum allowed levels. We are pleased to report that your drinking water meets or exceeds all federal and state requirements.

The state recommends monitoring for certain substances less than once per year because the concentrations of these substances do not change frequently. In these cases, the most recent sample data are included, along with the year in which the sample was taken.

REGULATED SUBSTANCES							
SUBSTANCE (UNIT OF MEASURE)	YEAR SAMPLED	MCL [MRDL]	MCLG [MRDLG]	AMOUNT DETECTED	RANGE LOW-HIGH	VIOLATION	TYPICAL SOURCE
Chlorine (ppm)	2022	[4]	[4]	0.70	ND–2.20	No	Water additive used to control microbes
Fluoride (ppm)	2022	4	4	0.57	0.09–1.85	No	Erosion of natural deposits; water additive which promotes strong teeth; discharge from fertilizer and aluminum factories
Haloacetic Acids [HAAs]–Stage 2 (ppb)	2022	60	NA	ND	NA	No	By-product of drinking water disinfection
TTHMs [total trihalomethanes]–Stage 2 (ppb)	2022	80	NA	6.3	4.9–8.4	No	By-product of drinking water disinfection
Tap water samples were collected for lead and copper analyses from sample sites throughout the community							
SUBSTANCE (UNIT OF MEASURE)	YEAR SAMPLED	AL	MCLG	AMOUNT DETECTED (90TH %ILE)	SITES ABOVE AL/TOTAL SITES	VIOLATION	TYPICAL SOURCE
Copper (ppm)	2022	1.3	1.3	0.110	0/29	No	Corrosion of household plumbing systems; erosion of natural deposits
Lead (ppb)	2022	15	0	2.0	0/29	No	Corrosion of household plumbing systems; erosion of natural deposits

UNREGULATED SUBSTANCES				
SUBSTANCE (UNIT OF MEASURE)	YEAR SAMPLED	AMOUNT DETECTED	RANGE LOW-HIGH	TYPICAL SOURCE
Dibromoacetic Acid	2020	0.38	ND–0.38	NA
Dichloroacetic Acid	2020	0.35	ND–0.43	NA
Manganese	2020	27.4	0.98–51.0	NA



BY THE NUMBERS

The number of Olympic-sized swimming pools it would take to fill up all of Earth’s water.

800
TRILLION

1 The average cost in cents for about 5 gallons of water supplied to a home in the U.S.

The percent of Earth’s water that is salty or otherwise undrinkable, or locked away and unavailable in ice caps and glaciers.

99

50 The average daily number of gallons of total home water use for each person in the U.S.


The percent of Earth’s surface that is covered by water.

71

330
MILLION The amount of water on Earth in cubic miles.

The percent of the human brain that contains water.

75



Q&A

What type of container is best for storing water?

Consumer Reports has consistently advised that glass or BPA-free plastics such as polyethylene are the safest choices. To be on the safe side, do not use any container with markings on the recycle symbol showing 7PC (that’s code for BPA). You could also consider using stainless steel or aluminum with BPA-free liners.

How much emergency water should I keep?

Typically, one gallon per person per day is recommended. For a family of four, that would be 12 gallons for three days. Humans can survive without food for one month but can only survive one week without water.

How long can I store drinking water?

The disinfectant in drinking water will eventually dissipate, even in a closed container. If that container housed bacteria prior to filling up with the tap water, the bacteria may continue to grow once the disinfectant has dissipated. Some experts believe that water can be stored up to six months before needing to be replaced. Refrigeration will help slow the bacterial growth.

How long does it take a water supplier to produce one glass of treated drinking water?

It can take up to 45 minutes to produce a single glass of drinking water.

How many community water systems are there in the U.S.?

About 53,000 public water systems across the United States process 34 billion gallons of water per day for home and commercial use. Eighty-five percent of the population is served by these systems.

Which household activity wastes the most water?

Most people would say the majority of water use comes from showering or washing dishes; however, toilet flushing is by far the largest single use of water in a home (accounting for 40 percent of total water use). Toilets use about 4 to 6 gallons per flush, so consider an ultra-low-flow (ULF) toilet, which requires only 1.5 gallons.

Substances That Could Be in Water

To ensure that tap water is safe to drink, the U.S. EPA prescribes regulations limiting the amount of certain contaminants in water provided by public water systems. U.S. Food and Drug Administration regulations establish limits for contaminants in bottled water, which must provide the same protection for public health. Drinking water, including bottled water, may reasonably be expected to contain at least small amounts of some contaminants. The presence of these contaminants does not necessarily indicate that the water poses a health risk.

The sources of drinking water (both tap water and bottled water) include rivers, lakes, streams, ponds, reservoirs, springs, and wells. As water travels over the surface of the land or through the ground, it dissolves naturally occurring minerals, in some cases radioactive material, and substances resulting from the presence of animals or from human activity. Substances that may be present in source water include:

Microbial Contaminants, such as viruses and bacteria, which may come from sewage treatment plants, septic systems, agricultural livestock operations, or wildlife;

Inorganic Contaminants, such as salts and metals, which can be naturally occurring or may result from urban stormwater runoff, industrial or domestic wastewater discharges, oil and gas production, mining, or farming;

Pesticides and Herbicides, which may come from a variety of sources such as agriculture, urban stormwater runoff, and residential uses;

Organic Chemical Contaminants, including synthetic and volatile organic chemicals, which are by-products of industrial processes and petroleum production and may also come from gas stations, urban stormwater runoff, and septic systems;

Radioactive Contaminants, which can be naturally occurring or may be the result of oil and gas production and mining activities.

For more information about contaminants and potential health effects, call the U.S. EPA’s Safe Drinking Water Hotline at (800) 426-4791.



Definitions

90th %ile: The levels reported for lead and copper represent the 90th percentile of the total number of sites tested. The 90th percentile is equal to or greater than 90% of our lead and copper detections.

AL (Action Level): The concentration of a contaminant which, if exceeded, triggers treatment or other requirements which a water system must follow.

MCL (Maximum Contaminant Level): The highest level of a contaminant that is allowed in drinking water. MCLs are set as close to the MCLGs as feasible using the best available treatment technology.

MCLG (Maximum Contaminant Level Goal): The level of a contaminant in drinking water below which there is no known or expected risk to health. MCLGs allow for a margin of safety.

MRDL (Maximum Residual Disinfectant Level): The highest level of a disinfectant allowed in drinking water. There is convincing evidence that addition of a disinfectant is necessary for control of microbial contaminants.

MRDLG (Maximum Residual Disinfectant Level Goal): The level of a drinking water disinfectant below which there is no known or expected risk to health. MRDLGs do not reflect the benefits of the use of disinfectants to control microbial contaminants.

NA: Not applicable.

ND (Not detected): Indicates that the substance was not found by laboratory analysis.

ppb (parts per billion): One part substance per billion parts water (or micrograms per liter).

ppm (parts per million): One part substance per million parts water (or milligrams per liter).

Protecting Your Water

Bacteria are a natural and important part of our world. There are around 40 trillion bacteria living in each of us; without them, we would not be able to live healthy lives. Coliform bacteria are common in the environment and generally not harmful themselves. The presence of this bacterial form in drinking water is a concern, however, because it indicates that the water may be contaminated with other organisms that can cause disease.

In 2016 the U.S. EPA passed a regulation called the Revised Total Coliform Rule, which requires water systems to take additional steps to ensure the integrity of the drinking water distribution system by monitoring for the presence of bacteria like total coliform and *E. coli*. The rule requires more stringent standards than the previous regulation, and it requires water systems that may be vulnerable to contamination to have procedures in place that will minimize the incidence of contamination. Water systems that exceed a specified frequency of total coliform occurrences are required to conduct an assessment and correct any problems quickly. The U.S. EPA anticipates greater public health protection under this regulation due to its more preventive approach to identifying and fixing problems that may affect public health. Though we are fortunate in having the highest-quality drinking water, our goal is to eliminate all potential pathways of contamination into our distribution system, and this requirement helps us accomplish that goal.