

City of STATESBORO, GEORGIA



Popular Annual Financial Report

FY 2015

For the Fiscal Year Ending June 30, 2015



City Of

STATESBORO, GEORGIA

Presents



*The Annual Report
to the Citizens
for Fiscal Year
2015.*



Dear Friends and Neighbors,

On behalf of the Statesboro City Council, I am pleased to present our Popular Annual Financial Report for the fiscal year ended June 30, 2015. This report is intended to increase awareness throughout our community of the financial operations of the city of Statesboro, and to provide you with information on how your tax dollars have been managed.



Financial information within this report is derived in large part from the City's 2015 independently audited set of financial statements that are prepared in accordance with generally accepted accounting principles. These audited statements are part of the City's 2015 Comprehensive Annual Financial Report (CAFR). We are proud to say that the City of Statesboro's CAFR has been awarded a Certificate of Achievement for Excellence in Financial Reporting by the Government Finance Officers Association for each of the last eleven years.

I could not be more proud of all that has been accomplished within the city of Statesboro this year. In addition to delivering ongoing city services effectively and efficiently while maintaining a very low tax rate, the following has happened.

- The City has recently taken measures to improve the efficiency and accuracy of operations of the utilities and public safety departments. A new system for automation of the Water & Gas Reading System will provide the City with the ability to remotely read 12,000 water and 3,000 gas meters from one central location. The Police Department Records Management & Computer Aided Dispatch Software will allow the agency to operate more efficiently and aid in the retrieval of information. The GPS location of units allows dispatch to send closest available unit to the citizens.
- The Clubhouse noted for its unique ability to host a multitude of events including parties and small conferences was named Outstanding Venue in the United States by the Sports Destination Management Magazine. The magazine is written for sports event managers and organizers to provide planning and location strategies essential to hosting a successful event. The 38-acre sports and entertainment complex features 42,000 square foot indoor facility with abundant activities including 24 lanes of bowling, the Evasion Training Center, laser tag area, mini golf, a state-of-the-art-arcade, and a new Coca-Cola 125 Raceway.



- The City recently was named Quarter Finalist in America's Best Communities Competition and awarded \$50,000. Progress is being made with our goal to improve South Main Street (the Blue Mile) and the Downtown Revitalization program. We partner with private, public, and non-profit entities on retail strategies and development to recruit, retain, and expand local business with programs such as Right Start, the GSU Entrepreneurial Zone FabLab, and by redeveloping areas with Tax Allocation District (TAD) funds.



There is more in the works and we look forward to sharing those successes with you in the months and years to come. Your City Council, your professional City staff, and I thank you for your continued trust and faith in us. We are proud to report to you that as the economy continues to strengthen, so will the City of Statesboro.

Sincerely,


Jan J. Moore
Mayor



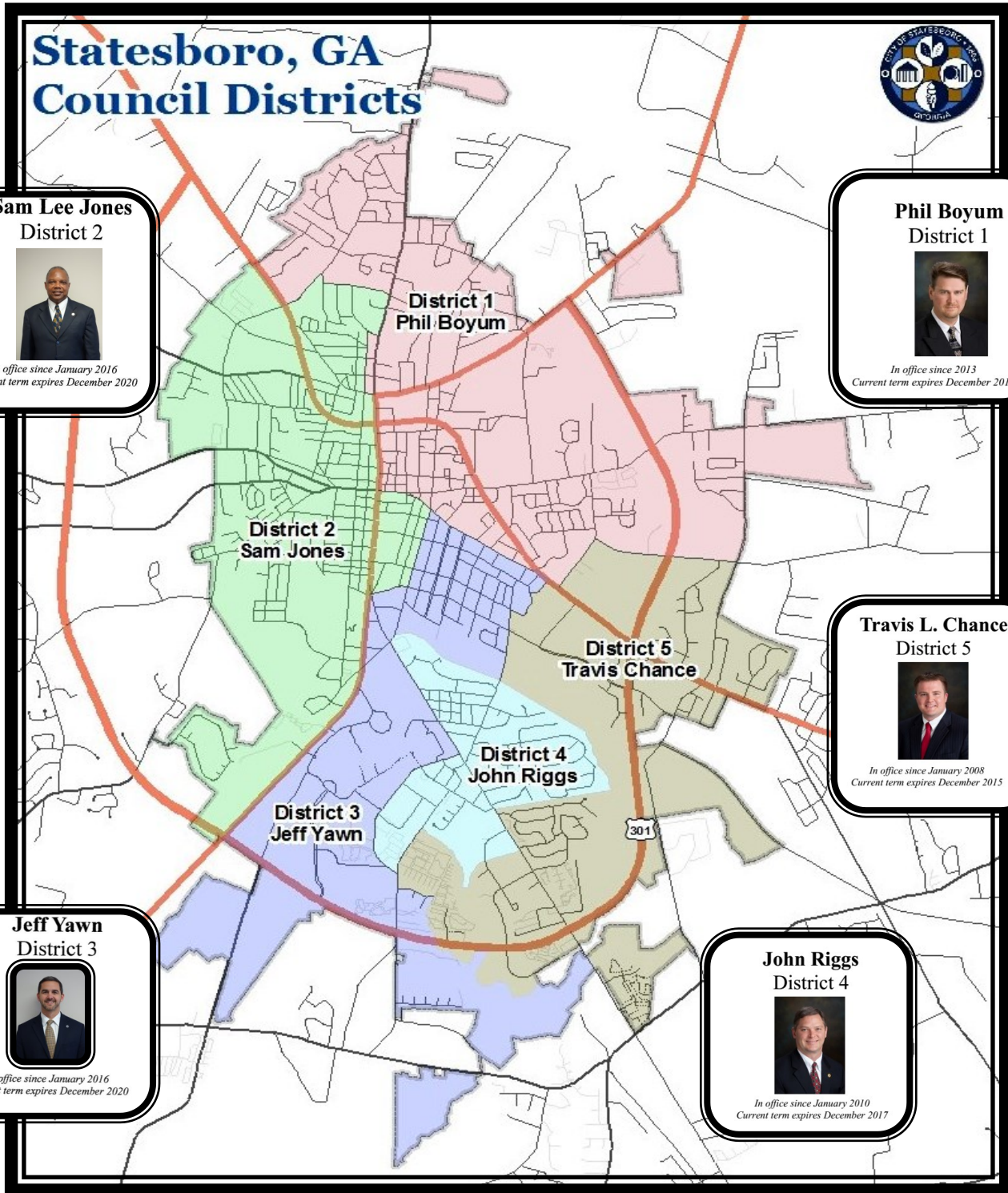


The City Council meets
 First Tuesday of the Month – 9:00 a.m.
 Third Tuesday of the Month - 5:15 p.m.
 Second Floor of City Hall


Jan J. Moore
 Mayor



*In office since January 2014
 Current term expires December 2017*




Sam Lee Jones
 District 2



*In office since January 2016
 Current term expires December 2020*

Phil Boyum
 District 1



*In office since 2013
 Current term expires December 2017*

Travis L. Chance
 District 5



*In office since January 2008
 Current term expires December 2015*

Jeff Yawn
 District 3



*In office since January 2016
 Current term expires December 2020*

John Riggs
 District 4



*In office since January 2010
 Current term expires December 2017*

DIRECTORY OF CITY OFFICIALS

City Hall			Address
City Clerk	Sue Starling	912-764-5468	50 E. Main St., Statesboro, GA 30458
Utility Billing	Krista Cooper	912-764-5468	
Tax Clerk	Teresa Skinner	912-764-0625	
Deputy City Manager	Robert Cheshire	912-764-0683	
City Attorney	Alvin Leaphart	912-764-0643	
Human Resources	Jeff Grant	912-764-0683	
Engineering	Brad Deal	912-764-0655	
Planning and Development	Mandi Cody	912-764-0630	
Finance	Cindy West	912-764-0652	
Municipal Court			
Clerk of Court	Wanda Stewart	912-764-7574	22 West Grady St., Statesboro, GA 30458
Purchasing/ IT			
Information Technology	Darren Prather	912-764-0642	22 West Grady St., Statesboro, GA 30458
Purchasing	Darren Prather	912-764-0642	
Public Safety			
Acting Police Chief	Rob Bryan	912-764-9911	25 West Grady St., Statesboro, GA 30458
Police Major	Rob Bryan	912-764-9911	
Fire Chief	Tim Grams	912-764-3473	
	Station One		24 West Grady St., Statesboro, GA 30458
	Station Two		1533 Fair Rd., Statesboro, GA 30458
Natural Gas			
Director	Steve Hotchkiss	912-764-0693	50 E. Main St. Statesboro, GA 30458
Public Works			
Director of Public Works and Engineering	Jason Boyles	912-764-0681	5 Braswell St., Statesboro, GA 30458
Water & Wastewater			
Director	Van Collins	912-764-0601	302 Briarwood St., Statesboro, GA 30458

Website: www.statesboroga.gov

Mailing Address for all Departments:

Post Office 348

Statesboro, GA 30459

Financial Report Message

We are pleased to present the City of Statesboro's Popular Annual Financial Report (PAFR) for the fiscal year ended June 30, 2015. The PAFR is formulated as an easy to read version of the City's Comprehensive Annual Financial Report (CAFR) that we publish on a yearly basis.

The Comprehensive Annual Financial Report (CAFR) is a detailed account of the City's financial statements, notes, schedules, and statistics. The CAFR was prepared in conformance with Generally Accepted Accounting Principles (GAAP) and was audited by Lanier, Westerfield, Deal & Proctor, Certified Public Accountants, 201 South Zetterower Avenue, Post Office Box 505, Statesboro Georgia 30459.

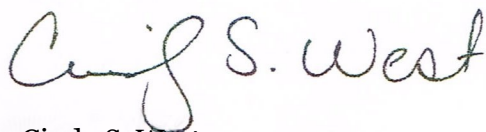
The City's CAFR has been awarded the Certificate of Achievement for Excellence in Financial Reporting by the Government Finance Officers' Association of the United Statesboro and Canada (GFOA) for 11 consecutive years. The Certificate of Achievement is the highest form of recognition for excellence in state and local government financial reporting. In order to be awarded a Certificate of Achievement, a government must publish an easily readable and efficiently organized comprehensive annual financial report. This report must satisfy both generally accepted accounting principles and applicable legal requirements.

A Certificate of Achievement is valid for a period of one year only. We believe that our current CAFR continues to meet the Certificate of Achievement Program's requirements and we are submitting it to the GFOA to determine its eligibility for yet another certificate. The CAFR received an unqualified opinion. A copy of our CAFR can be found on the City's website under Departments, Finance, Comprehensive Annual Financial Report <http://www.statesboroga.gov/finance/comprehensive-annual-financial-report/>.

The Popular Annual Financial Report (PAFR) provides citizens with an overview of the City's revenues, expenditures, and general information, in a simplified interpretation of the CAFR. The PAFR is prepared by the Finance Department Staff and is not obligated to be audited under GAAP rules. The Government Finance Officers Association of the United States and Canada (GFOA) has given an Award for Outstanding Achievement in Popular Annual Financial Reporting to the City of Statesboro for its Popular Annual Financial Report for the fiscal year ended June 30, 2014. The Award for Outstanding Achievement in Popular Annual Financial Reporting is a prestigious national award recognizing conformance with the highest standards for preparation of state and local government popular reports. A copy of our PAFR report can be found on the City's website <http://www.statesboroga.gov/finance/popular-annual-financial-report-2/>.

Thank you for your interest in the City of Statesboro's government and its functions. Please feel free to comment or offer suggestions on the PAFR to Cindy S. West, Director of Finance, email cindy.west@statesboroga.gov.

Sincerely,



Cindy S. West


Director of Finance

Statesboro City Hall

Our beautiful City Hall houses the Customer Service and Utility Billing Department. The department consists of four Service Clerks and a Billing Clerk which handles over 15,000 utility accounts each month. Our hours of operation are from 8:30 am to 5:00 pm, Monday through Friday.



The City Tax & Business License Department bills and collects property taxes. The Tax Clerk also issues Business Licenses, Alcohol Licenses, Occupation Tax Certificates, Taxi Driver Permits, as well as Special Event Permits.



Our Records Department oversees the retention of the City's documents, ledgers, minutes, and associated items. In accordance with the Georgia Open Records Act, copies of all public records are available through the City Clerk's Office by completing a request for Open Records and submitting it to the City Clerk who serves as the Open Records Officer. The request can be submitted either by hand delivery to the Officer at City Hall; 50 E. Main St., Statesboro, GA 30458; by certified United States mail to the Open Records Officer; P.O. Box 348, Statesboro, GA 30459, return receipt requested; by statutory overnight delivery to 50 E. Main St., Statesboro, GA 30458; by email to openrecordsofficer@statesboroga.gov, or by facsimile transmission to 912-764-8258. See our website for the open records request form: <http://www.statesboroga.gov/city-clerk/contact-information/>

Also in residence at our City Hall is the City Mayor's Office and Utility Billing Clerks on the first floor; City Manager, City Attorney, Human Resources and Council Chambers on the second floor. On the third floor are our Engineering and Building Inspections Department, Planning and Development, and Finance Department.

Statesboro's City Clerk preserves and provides public access to the City's official and historical records, provides support to the Mayor and City Council, and facilitates the City's overall legislative process. The City Clerk also serves as Election Superintendent for Municipal Elections. The City Clerk records all Ordinances and Resolutions as well as Council related-material.



Planning and Development

The Planning and Development Department has three primary functions: community and economic development and permitting services; planning services; and code compliance. The department is staffed by the Director, one Project Manager, one Development Clerk, two Code Compliance Officers, and one Administrative Assistant.


Community & Economic Development



The Planning and Development Department serves as the City department primarily responsible for all community growth, suitability, and economic development related matters. We aim to provide quality customer



service for land use and economic development projects located within the municipal boundaries of the City or those wishing to annex into the City. Additionally, we work closely with public and private stakeholders in our community to ensure that Statesboro continues to be a great place to live, learn, work, and play. This involves everything from providing pertinent community information through our annual development forum and partnering with collaborators like GSU to develop the region's first Fabrication Laboratory and Business Innovation Center.



Planning Services


The department's planning services function performs a variety of long range and strategic planning activities, ordinance development, and grant writing efforts. This service is further charged with ensuring that the City fulfills all requirements of Federal, State, and Regional mandates regarding long range planning and implementation, participation in State required development reviews, and participation review, and compliance with and adherence to all Federal, State, and Regional plans that impact the City. Additionally, the Department initiates or participates in a variety of jurisdiction specific planning projects aimed at delivering short and long term implementation strategies and policy recommendations to achieve sustainable and quality growth within Statesboro.

Building Permits & Project Management Services

The City of Statesboro provides Project Management Services and “one stop shopping” for all things developed and the Planning and Development Department acts as the central hub. From advising on preliminary concepts, answering zoning questions, to hosting Right Starts with our customers and the Development Team, we are your resource. Additionally, an assigned member of the Planning and Development Staff will also serve as your Project Manager, walking your application through the steps of review, submittal, inspections, etc. and advising you on other necessary permits or licenses that your project may require.

Code Compliance

The Code Compliance Division of the Planning and Development Department is dedicated to protecting the public health, safety, welfare, and investment in property through effective code compliance efforts. Code Compliance Officers respond to request for services and complaints of violations, as well as conduct pro-active patrols of the city and self initiate compliance and enforcement actions with a determined focus on violations that jeopardize the health, safety, welfare, or investments of the citizens and property owners of Statesboro.



Economic Quick Facts

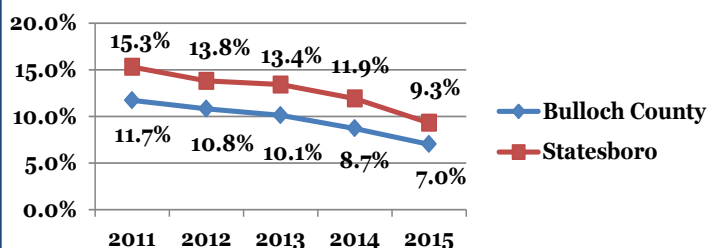
- ◆ The economy of Statesboro consists of a diverse blend of education, manufacturing and agribusiness sectors.
- ◆ Statesboro serves as a regional economic hub and has over a billion dollars in annual retail sales.
- ◆ Georgia Southern University is the largest employer in the City with 6,700 regional jobs tied directly and indirectly to the campus.
- ◆ Agriculture is responsible for \$100 million in annual farm gate revenues.
- ◆ Statesboro is home to multiple manufacturing facilities. Statesboro Briggs & Stratton Plant is the third largest employer in the region with 950 employees.
- ◆ Great Dane Trailers recently constructed a new plant in the Gateway Industrial Park.

Workforce and Education

Statesboro-Bulloch County labor force has the size and strength of skills to achieve and surpass global performance standards. An area workforce of more than 300,000, with over 25,000 college and university students available for part-time employment offers right-to-work, ready-to-work capability and the skillset to deliver on the most complex, cutting-edge production demands.

There are three institutions of higher learning in the greater Statesboro area: Georgia Southern University, Ogeechee Technical College and East Georgia State College. This is considered to be the largest and most comprehensive center of higher education south of Atlanta. Georgia Southern offers undergraduate and graduate degree programs through the doctoral level in more than 121 majors in its eight Colleges. Student enrollment comes from 50 states, and 89 countries with a total of 3,878 students graduated in May 2015.

Five Year Unemployment Trend



Did You Know?



Aspen Aerogels, Inc., a leading provider of high-performance aerogel insulation, will invest more than \$70 million in a new manufacturing complex in Statesboro, Georgia. Plans include the creation of more than 100 jobs.



Police Department



As members of the Statesboro Police Department we are all charged with the responsibility of serving and protecting the citizens and transients within the City. The Statesboro Police Department vigorously responds to calls for law enforcement services, enforces all State and local laws and ordinances, protects life and property, investigates matters of a criminal nature, preserves the peace, and strives to prevent crime and civil disorder.



We are guided by the ordinances enacted by the City of Statesboro, the laws of the state of Georgia, and the Constitution of the United States of America. We must strive to set a standard of excellence for others to follow, both individually and collectively. In keeping with this goal, we have adopted the following concise mission statement that reflects the fundamental principles of our department. We feel this should be the cornerstone of each and every member of our department’s policing philosophy:

Mission Statement

“Our Mission is to provide law enforcement services at the highest standard of excellence by partnering with the citizens of Statesboro to create a better quality of life.

We shall hold ourselves accountable to the citizens and each other in order to succeed in our mission.”



Your Police Department in Action

The Statesboro Police Department utilizes three bureaus to best serve our Citizens. The following is an overview of these important enforcement professionals.

Patrol Bureau

The Patrol Bureau is the largest and most visible bureau in the department, comprised of 50 members including the School Resource Officer, K-9 Unit, and an Administrative Assistant, in addition to the uniformed patrol officers on the streets. The Patrol Bureau is divided into two watches, with a shift for day and night each to provide 24 hour a day service. Each Watch Commander (Lieutenant), under the supervision of the Patrol Bureau Captain, directs his personnel, including a Sergeant and Corporal per shift, for best coverage in 6 zones over 13.2 square miles.



The Patrol Bureau responds to all crimes in a proactive manner, solving crimes at an unprecedented level. The Patrol Bureau is responsible for responding to all calls for service, traffic accidents, and assistance calls within the city. Calls for service include but are not limited to: crimes in progress, domestics, burglaries, robberies, shopliftings, thefts, fights, drug complaints, shootings, noise complaints, alarms, missing persons, runaways, suspicious activity, wanted persons, and many more. Patrol is also responsible for traffic enforcement with the goal of encouraging voluntary compliance of traffic laws.

Investigations Bureau

The Investigations Bureau includes the Detective Section and an Administrative Assistant, supervised by the Investigations Bureau Commander (Detective Lieutenant).

The Detective Section is comprised of seven detectives and one Detective Sergeant who investigate all felony crimes. The Detective Section maintains twenty-four hour availability by rotating an on-call schedule. Detectives are responsible for interviewing witnesses and victims, locating, identifying, and preserving physical evidence at crime scenes, identifying, locating and arresting suspects, presenting cases to the prosecutor and assisting in the prosecution of the defendant while conducting investigations ranging from property crimes to homicide, and all crimes in between.



Support Services Bureau



The Support Services Bureau includes the Public Relations Unit and Support Services Section. The Support Services Bureau Commander (Lieutenant) also serves as the Training Officer and coordinates training so all of our officers are meeting state standards to earn and maintain their certification as peace officers, as well as training for communications officers and civilian staff.

The Public Relations Unit is responsible for running various community programs and events. A few examples include speaking with organizations, giving tours of the Police Department, and the Citizens Police Academy and newly formed Youth Citizens Police Academy, which both provide an in-depth look into police work in our community to citizens of Statesboro.

The Support Services Section supervised the Communications Section, Accreditation Manager, and Records Unit.

S.T.O.P Program



The S.T.O.P. program (Solicitor, Teen, Officer, Parent) is a teen safe driving program that helps keep parents informed when their child is involved in a Traffic Stop regardless of the disposition of the traffic stop (citation or warning).

SHIELD Technology Outreach program



CrimeReports.com is an interactive online map that lets citizens see where and when incidents are occurring.



Tipsoft is an anonymous tip line that is mobile text and internet based. Text "TIPSSPD plus your message" to 274637 (Crimes) or use internet www.tipsoft.com.



Nixle—Police sends out public safety alerts through text and email as information is available.



Citizen Property Inventory System
Powered by LeadsOnline

Online investigation tool— Leads Online. A useful tool where citizens can record descriptive information and serial numbers of valuables. Register at reportit.leadsonline.com

P2C is an online resource where citizens can access and print Statesboro Police Department reports and other information from the comfort of home. Visit p2c.statesboroga.gov to learn more.

Statesboro Fire Department

Typically, everyone in town knows where at least one fire station is located, and most can say they've visited a station at least once in their lifetime. But very few know what actually goes on within their local Fire Department. Firefighters are ready to answer the call any time the tone drops, but thankfully, emergencies don't happen 24/7; leading many to wonder how firefighters spend the rest of their days.



The first part of everyday is spent making sure all of the trucks, equipment, and gear are ready for response. The engines and aerial apparatuses each carry dozens of pieces of specialized equipment having specific uses during an emergency, and the firefighters make sure each is ready for use BEFORE they need it on the scene. Additional items are housed at the stations that are used in the maintenance of the firefighting equipment. Everything must be checked, maintained and kept ready to go.

Each piece of protective clothing, or turn-out gear, is checked over to make sure every part of the firefighter is protected against the heat and air quality hazards encountered

Training is a big part of the firefighters' day. There are National and State certifications requiring hundreds of hours of training be completed each year by the firefighters. Also, as fire suppression technology changes, new equipment and new methods are developed and brought into use on the line. Fire department personnel must constantly be aware of the new technologies and changes to policies and procedures. The Training Division is responsible for planning the curriculum and exercises that ensure requirements are met and

the department members are prepared to respond to whatever type of call comes in. Live fire and extrication exercises, training with props simulating real life scenarios, and classroom lectures on new techniques and policies are some examples of the training firefighters do during their days at the station.



Each year, the Statesboro Fire Department works with thousands of area school children delivering fire safety education in schools and providing tours of the different fire stations. As a

service of the Fire Safety Division, schools and organizations can have members of the Statesboro Fire Department come out and help students learn about fire prevention in their homes, and a little bit about what it's like to be a firefighter. Students learned the importance of having smoke detectors in their homes, how to check the detectors to make sure they are working properly, and what to do in case there is a fire in their home. During tours of the stations, the children are able to see how the firefighters live during their 24 hour shifts, and how they use the different types of trucks and tools to fight fires.



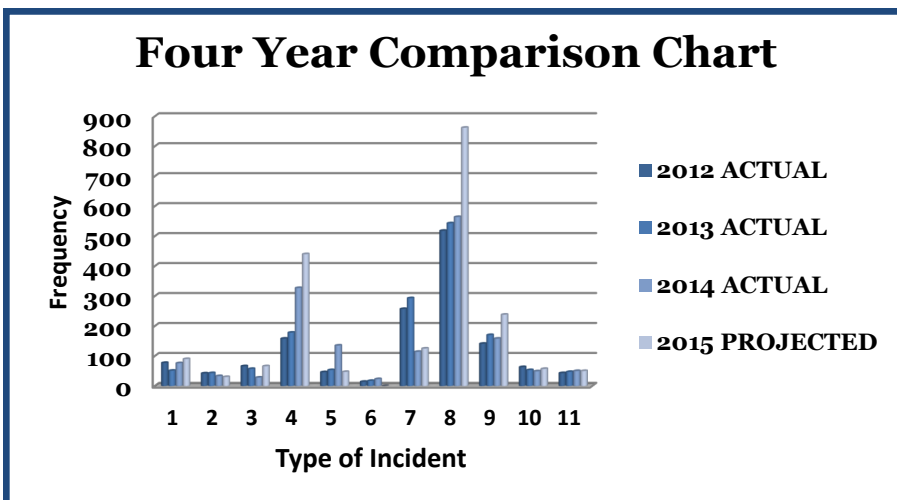


The Department also provides fire safety education for various community organizations, fire protection for special events, installs smoke detectors for low income and elderly residents, and gives tours of department facilities to the general public. The newly renovated Station 1 was completed and opened to the public in September of 2015. Members of the community were able to come and explore the new features of the station and enjoy a meal with the firefighters.

For more information on the services offered by the Statesboro Fire Department, the Administrative offices can be reached at 912-764-3473.



Fire Department Statistics Four Year Comparison Chart		2012 ACTUAL	2013 ACTUAL	2014 ACTUAL	2015 PROJECTED
1	Structure Fire	77	51	76	90
2	Vehicle Fire	42	43	33	30
3	Grass or brush Fire	66	57	28	66
4	False alarm--unintentional (System Malfunction)	158	178	327	440
5	False alarm--intentional (Human Initiated)	46	53	135	47
6	Smoke Scare	14	17	23	0
7	Other Responses (Smoke Scare, Smell of Gas, Etc.)	257	293	114	125
8	All Fire Calls inside the City	518	543	564	862
9	All Fire Calls outside the City in the Fire District	141	170	158	238
10	Mutual Aid Fire Calls to other jurisdictions	63	53	49	57
11	Number of FTE Employees	43	47	50	50



Public Works Department



The mission of Public Works is to enhance the quality of life for our residents, businesses, and visitors by providing efficient, effective, and fiscally responsible delivery of services. The dedicated employees of Public Works strive to provide services in a responsive, progressive, and environmentally sound manner. The Public Works divisions include: Streets Division, Parks Division, Sanitation Division, Landfill/Transfer Station Division, and the Fleet Maintenance Division.

Streets Division

The Streets Division is responsible for the maintenance of city streets, drainage ditches, rights of ways, and easements. While minor projects can be performed by Streets Division personnel, large projects are typically contracted out as the Division is primarily staffed for maintenance only. The Division is also tasked with operating the city's mosquito control program.

Services provided include:

- ◆ Maintenance of street rights of ways including mowing, pothole patching, street sweeping, pavement markings, street signs, traffic signals, and debris removal.
- ◆ Maintenance of drainage systems and infrastructure.
- ◆ Installation of residential driveway culverts (additional fees and permits may apply).
- ◆ Work with the Georgia Department of Transportation to ensure all traffic signals remain fully functional.
- ◆ Work with Public Safety to provide necessary traffic control and safe, operational rights of ways.
- ◆ Work with federal, state, local, and other agencies to ensure adequate mosquito control measures are performed.



Work with other City departments and the development community to assist with construction and development projects.


Parks Division



The Parks Division is responsible for the maintenance of the Eastside Cemetery, City properties, and City Parks including McTell Trail, Triangle Park, and other parks.

Services provided include:

- ◆ Seasonal planting of flowers and shrubs.
- ◆ Maintenance of grass and landscaping at over 30 parks and facilities.
- ◆ Installation and maintenance of irrigation systems in landscape beds.
- ◆ Maintenance of trees and tree canopy for Tree City USA certification.
- ◆ Work with the Beautification Committee, Tree Board, and Keep Bulloch Beautiful.
- ◆ Work with other City departments and the development community to assist with construction and development projects.



Sanitation Division

The City provides commercial collection services using front loading trucks and dumpsters picked up on a schedule agreed to by the customer and City. Customers are charged an amount determined by the cubic yard size of the dumpster(s) used and the number of times per week it is serviced. Dumpster service within apartment complexes is charged per unit. The cost for this service is \$17.35 per month per unit and includes yard waste collection. The cost of yard waste collection by curbside service is supplemented by an additional \$1.60 per month per customer with dumpster service. Residential collection is provided using polycarts that citizens take curbside for once per week service. The cost for this service is \$17.35 per month which includes a charge of \$1.60 for the yard waste and white goods. Yard waste and white goods service is collected curbside throughout the City using knuckleboom loader trucks following a route system. Given the extent of services provided, the fee for curbside service remains competitive with similar service by private companies in the unincorporated areas of Bulloch County and with comparable cities.



Landfill/Transfer Station Division



The division operates the jointly owned City and County transfer station, inert landfill and the post closure of the closed landfill located on Landfill Rd off North Main St. Services include transportation and disposal of solid waste to the Broadhurst landfill near Jesup, GA and taking the waste tires to Quality Tire near Jackson, GA.

Fleet Management Division

The Fleet Division operates as the City's centralized vehicle and equipment fleet maintenance program. Computerized records of all maintenance on each piece of equipment is maintained with a preventive maintenance schedule. Through this internal service fund, the City experiences more dependable equipment and better vehicle service resulting in extended usage, reduced downtime and reduced life cycle costs.



Natural Gas Department

Statesboro Natural Gas is a City owned and operated natural gas utility. It was constructed in 1955 and started serving customers in 1956. Originally constructed to serve the City of Statesboro, it has expanded over the years to become a regional gas provider. We now serve customers in Statesboro and Bulloch County, Screven County and the city of Metter and Candler County.



The system currently serves a variety of customers including Residential, Commercial, Agricultural and Industrial with customers such as Briggs & Stratton, GAF, Great Dane and Georgia Southern University. The most recent addition to our list of services is Compressed Natural Gas or CNG for short.

We are currently using CNG to fuel our large commercial garbage collection trucks and we are in the process of adding several smaller vehicles in various departments.



The Downtown Statesboro Development Authority



The strong center of community starts here.

Founded in 1866, Statesboro, Georgia, has long been on the map for regional growth. Our busy and historic downtown has been central to city, county and regional development enabling expansion in government, business, agriculture, education and residential living.

As Statesboro grew and expanded, the community recognized the importance of preserving and strengthening the downtown district as the heart of our hometown. The Downtown Statesboro Development Authority was created in 1981. On April 15, 1991, Statesboro was declared a Main Street City, by the National Trust for Historic Preservation, a movement built on the knowledge that a prosperous, sustainable community is only as healthy as its core. We are part of the Main Street Program.

The Main Street Program and Downtown Statesboro Development Authority work as two organizations in one. We are committed to the economic development, historic preservation, and beautification of Statesboro's downtown area.

Main Street Statesboro and the Downtown Statesboro Development Authority are committed to the economic development, historic preservation, and beautification of Statesboro's downtown area. Our purpose is to revitalize downtown economically and socially within the context of historic preservation by increasing financial viability and ensuring the success of businesses. This plan revolves around the following reasons:



- ◆ Downtown is the historic center of a community, representing the city itself in many people's minds, as it remains the center for government and finance.
- ◆ Downtown's built in environment is unique, representing a living history that bears testimony to the economic forces that created the city. Strip centers and malls are very similar. Downtown is a community's signature. It leaves a mark on the mind.
- ◆ Downtown represents a tremendous investment over many years by both public and private sectors, yet properties are allowed to deteriorate decreasing tax bases.
- ◆ Downtown is a major industry as Statesboro's Main Street District has over 200 businesses that employ over 1,700 people. Looking at these numbers, the economic impact of downtown is apparent. We must realize the importance of working with existing industry to ensure its viability.
- ◆ Downtown is a tangible symbol of the quality of life. A prosperous downtown, thriving with activity and business sends a positive message to industrial prospects and individuals searching for a home.
- ◆ The reflection on the investment climate of a city may be the single greatest consideration in downtown development and it needs to give the impression that it is a good place to leave investment dollars.

Goals and Priorities for a thriving Downtown Statesboro

The Downtown Statesboro Development Authority, as part of the Georgia Main Street Program, works under a simple, yet effective Main Street Four Point Approach:



- ◆ Design – Enhancing the physical appearance of the commercial district by rehabilitating historic buildings, encouraging supportive new construction, developing sensitive design management systems, and long-term planning.
- ◆ Organization – Building consensus and cooperation among the many groups and individuals who have a role in the revitalization process.
- ◆ Promotion – Marketing the traditional commercial district's assets to customers, potential investors, new businesses, local citizens and visitors.
- ◆ Economic Vitality– Strengthening the district's existing economic base while finding ways to expand it to meet new opportunities and challenges from outlying developments.



Averitt Center for the Arts

The mission of the Averitt Center for the Arts, operating under the name David H. Averitt Center for the Arts, is to provide quality arts opportunities for our community and to serve as a centerpiece for a vibrant, historic downtown.

Averitt Center for the Arts



33 East Main Street
Statesboro, Ga. 30458
(912) 212-2787 (ARTS)

Hours of Operation:

Monday-Friday: 10 a.m. – 7 p.m.
Saturday: 10 a.m. – 4 p.m.

Box Office Hours:

Tuesday -Friday: 12 p.m. – 5:30 p.m.



FIRST Friday

Downtown Statesboro | 5:30 – 7:30 p.m.


On the first Friday of each month enjoy the outdoors, visit the unique downtown boutiques and galleries and sample local cuisine. Merchants and restaurants usually offer First Friday specials and outdoor vendors offer one-of-a-kind crafts and treats for you to enjoy.

Statesboro Mainstreet Farmers Market

Saturdays Mornings April to October | 9:00 a.m. – 12:30 p.m.

Downtown in the Sea Island Bank Parking Lot

Celebrating its 8th year, the Market is held every Saturday in the Sea Island Bank parking lot. The market has become a weekly harvest celebration for local farmers. Also available at the market are good from local crafters, information on nutrition and sustainability, and live music. Don't miss a single week of this community celebration!



Scare on the Square

October 2015

Mainstreet Statesboro and the Downtown Statesboro Merchants invite you and your family to one of the best Halloween events in Bulloch County! Enter the **costume** or **scarecrow** contest, or just enjoy watching.

Shopping by Lantern Light

November 2015

Shop for your Thanksgiving feast and holiday décor at the fourth annual Shopping by Lantern Light in the downtown Sea Island Bank parking lot. This much-anticipated event, sponsored by the Main Street Farmers Market, is the culmination of the local harvest season.



Averitt Arts Theater

Performances— year round entertainment

Downtown Holiday Celebration

First Friday in December 2015

Mainstreet Statesboro invites the community to celebrate the Holidays with friends and family in downtown Statesboro. This annual festival includes a golf cart, stroller and ATV parade, photos with Santa and Mrs. Claus, the popular Chili-Town contest, holiday vendors, special exhibits, youth activities, live music and much more!



FINANCIALS

Accounting Terminology:

- ◆ **Net position** represents the City's assets less liabilities.
- ◆ **Net investment in capital assets** consists of capital assets, net of accumulated depreciation, reduced by the outstanding balances of borrowings attributable to the acquisition, construction, or improvement of those assets.
- ◆ **Restricted net position** consists of restricted assets reduced by liabilities and deferred inflows of resources related to those assets. For 2015, this category consists of \$3.9 million restricted for Capital projects; \$1.1 million restricted for Program purposes and \$791 thousand restricted for Revenue bond retirement.
- ◆ **Unrestricted net position** is the remaining net position of the City after subtracting net investment in capital assets and restricted net position.
- ◆ **Charges for services** represent fees paid by individuals, businesses, or other governments who purchase, use or directly benefit from the goods and services the City provides. For 2015, the largest items in this category include \$10.4 million for water and sewer charges, \$5.2 million for natural gas charges, and \$5.7 million for public works charges.
- ◆ **Operating grants and contributions** are grants and contributions that may be used to finance the regular operations of the City.
- ◆ **Capital grants and contributions** involve a capital asset of the City and may not be used for operating purposes.
- ◆ **Bond Rating**—The City of Statesboro has maintained the "AA" rating for uninsured bonds during FY 2015.

Summary of Net Position (in thousands)

	FY 2015	FY 2014
Assets:		
Current assets	\$ 18,549	\$ 15,580
Capital assets	94,173	83,467
Other Noncurrent assets	4,983	4,723
Total Assets	117,705	103,770
Liabilities:		
Current liabilities	6,363	4,708
Long-term liabilities	21,533	22,116
Total Liabilities	27,896	26,824
Net Position:		
Net Investment in Capital Assets	73,421	67,405
Restricted	5,976	6,475
Unrestricted	5,020	3,066
Total net position	\$ 84,417	\$ 76,946

Government-Wide Financial Statements:

The *government-wide financial statements* are designed to provide readers with a broad overview of the finances of the City in a manner similar to a private-sector business.

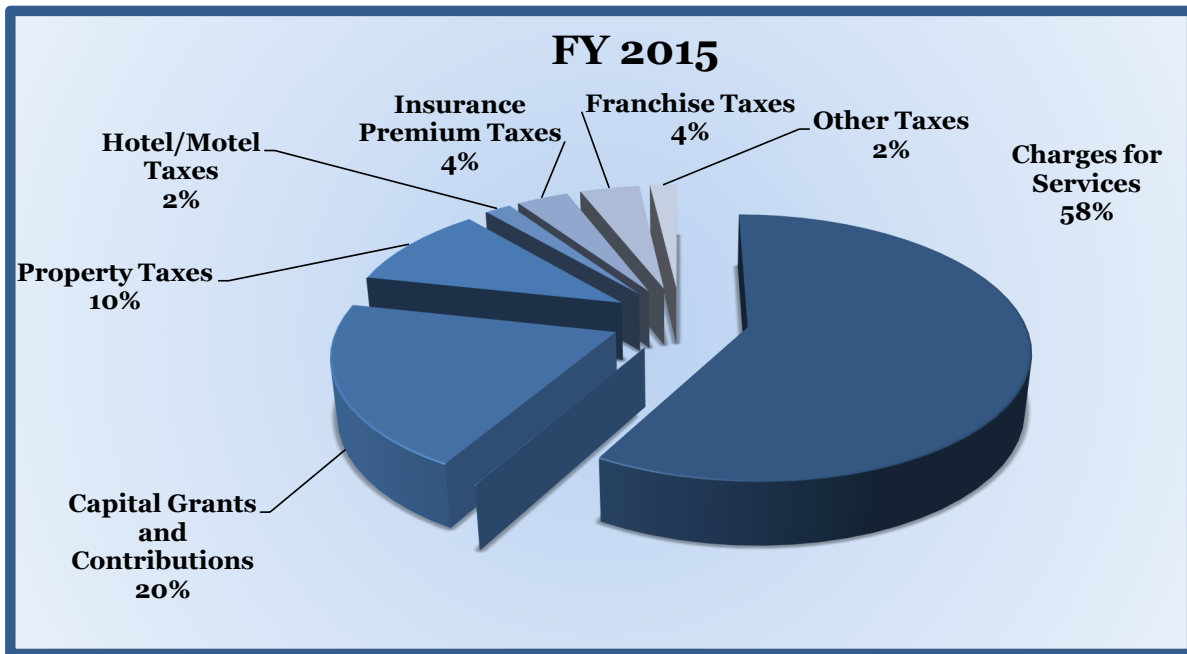
The *statement of net position* presents information on all of the City's assets, deferred outflows of resources, liabilities, and deferred inflows of resources with the difference reported as net position. Over time, increases or decreases in net position may serve as a useful indicator of whether the financial position of the City is improving or deteriorating.

The *statement of activities* presents information showing how the City's net position changed during the most recent fiscal year. All changes in net position are reported as soon as the underlying event giving rise to the change occurs, regardless of the timing of related cash flows.

Thus, revenues and expenses are reported in this statement for some items that will not result in cash flows until future fiscal periods (e.g., uncollected taxes). The change in net position is not reported here, but is the difference of total revenues and total expense. This year net position increased by \$7,471,527. Revenues increased overall due to an increased collection of hotel/motel taxes, water and sewer sales, and natural gas fees. City wide expenses increased over the previous year from additional staff, overtime and equipment in the public safety area.

CITY WIDE REVENUES

(in thousands)



City Wide Revenues (in thousands)		
	FY 2015	FY 2014
Charges for Services	\$ 25,070	\$ 23,935
Operating Grants, Contributions and Interest	25	50
Capital Grants and Contributions	8,664	8,226
Property Taxes	4,432	4,131
Hotel/Motel Taxes	774	728
Insurance Premium Taxes	1,532	1,466
Franchise Taxes	1,765	1,741
Other Taxes	793	777
Total	\$ 43,055	\$ 41,054

The operating income for the water and sewer fund increased by 99.8% in fiscal year 2015. This is primarily due to an increase in both water and sewer charges from 3 new apartment complexes built during the previous year.

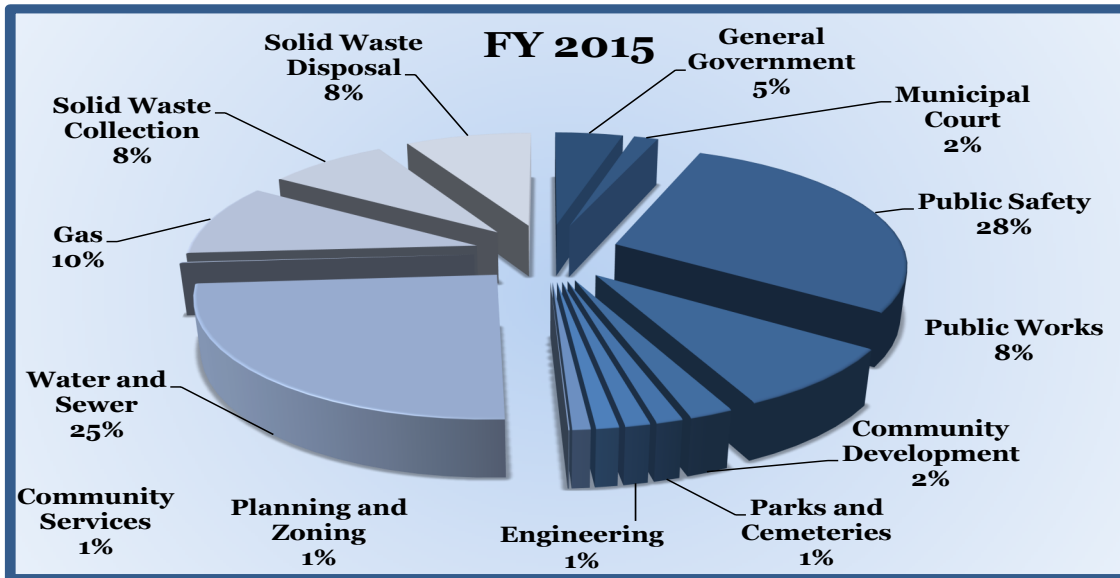
The gas fund's operating income for fiscal year 2015 increased by 20.1% while the cost of Natural Gas was less than previous years resulting in larger gross profits for the gas fund.

The Capital Grants and Contributions experienced an increase due to the 2013 CDBG Grant beginning to dispense proceeds during the second half of the fiscal year.

The City also received from the 2007 and 2013 SPLOST funds. Revenue from grants and donations is recognized in the fiscal year in which all eligibility requirements have been satisfied. Eligibility requirements include timing requirements, in which the City must provide local resources to be used for a specified purpose, and expenditure requirements, in which the resources are provided to the City on a reimbursement basis. On a modified accrual basis, revenue from these non-exchange transactions also must be available (i.e., collected within 60 days) before it can be recognized.

CITY WIDE EXPENSES

(in thousands)



City Wide Expenses (in thousands)		
	FY 2015	FY 2014
General Government	\$ 1,591	\$ 2,095
Municipal Court	567	566
Public Safety	10,147	9,608
Public Works	3,017	3,047
Community Development	727	941
Parks and Cemeteries	443	459
Engineering	412	317
Planning and Zoning	375	380
Community Services	298	281
Interest	24	52
Water and Sewer	8,803	8,795
Reclaimed Water System	40	24
Gas	3,552	4,274
Solid Waste Collection	2,794	2,613
Solid Waste Disposal	2,956	3,711
Total	\$ 35,746	\$37,163

Fund financial statements: A *fund* is a grouping of related accounts that is used to maintain control over resources that have been segregated for specific activities or objectives. The City like other state and local governments uses fund accounting to ensure and demonstrate compliance with finance-related legal requirements. All of the funds of the City can be divided into two categories: governmental funds and proprietary funds. This report presents only the operating statements of the general fund, the water and sewer fund and the natural gas fund. For information on the other funds, as well as more detailed information on the funds presented here, a copy of the City's Comprehensive Annual Financial Report may be obtained from the Finance Department at the Statesboro City Hall, 50 East Main Street, Statesboro, GA 30458 or online at <http://www.statesboroga.gov/finance/comprehensive-annual-financial-report/>

The public safety function comprises 57.7% of the City's total governmental activity expenses and 28.4% of the total City expenses in fiscal year 2015. Of the total \$17.6 million of governmental expenses, depreciation accounted for 12.4% of the total. All functions require a subsidy from general revenues except for public works which received over \$4.4 million in SPLOST revenue. Business type activities are primarily utilities, which are very capital-intensive operations. Expansion of these systems is necessary for the continued growth of the City and for its financial position.

GOVERNMENTAL FUNDS

Governmental Funds Statement of Revenues, Expenditures and Changes in Fund Balances For the Year Ended June 30, 2015		
Revenues	FY 2015	FY 2014
Property taxes	\$4,438,796	\$ 4,159,037
Insurance premium taxes	1,531,963	1,466,120
Franchise taxes	1,765,369	1,740,726
Other taxes	793,086	776,577
Hotel/Motel taxes	774,064	728,017
Intergovernment	5,988,720	4,619,508
Licenses and permits	982,677	861,217
Fines and forfeitures	1,318,504	1,382,420
Charges for services	1,261,129	1,308,021
Investment Earnings	4,253	7,816
Miscellaneous	84,127	39,141
Total Revenues	18,942,688	17,088,600
Expenditures		
Current:		
General government	1,514,518	1,839,076
Municipal court	576,371	555,185
Public safety	9,259,590	8,456,060
Public works	2,030,080	1,987,420
Community development	703,722	927,358
Parks and cemeteries	367,113	369,113
Engineering	366,351	410,968
Planning and zoning	367,044	366,749
Community services	182,010	169,058
Capital Outlay:	3,236,507	3,011,216
Debt Service:		
Principal retirement	469,498	486,759
Interest and fiscal charges	24,249	51,909
Total Expenditures	19,097,053	18,630,871
Deficiency of Revenues Under Expenditures	(154,365)	(892,565)
Other Financing Sources (Uses)		
Sale of capital assets	32,010	9,136
Proceeds from capital leases	146,466	68,403
Transfers in	4,833,111	4,785,932
Transfers out	(4,829,263)	(4,182,886)
Net Change in Fund Balances	27,959	(869,502)
Fund Balances Beginning of Year	6,483,513	7,353,015
Fund Balances End of Year	\$ 6,511,472	\$ 6,483,513

Governmental funds: *Governmental funds* are used to account for essentially the same functions reported as governmental activities in the government-wide financial statements. However, unlike the governmental-wide financial statements, *governmental fund* financial statements focus on *near-term inflows and outflows of spendable resources*, as well as on *balances of spendable resources* available at the end of the fiscal year. Accordingly, these statements do not reflect capital assets or long-term debt, and they report capital outlay as opposed to depreciation and report proceeds and principal reductions of long-term debt as sources and expenditures which increase or decrease fund balance. Such statements are useful in evaluating a government's near-term financial requirements.

Because the focus of governmental funds is narrower than that of the government-wide financial statements, it is useful to compare the information presented for *governmental funds* with similar information presented for *governmental activities* in the governmental-wide financial statement. By doing so, readers may better understand the long-term impact of the government's near-term financing decisions.

In addition to a general fund, the City maintains special revenue funds and 4 capital projects funds. Included here is the general fund statement of revenues, expenditures and changes in fund balance with comparative data from fiscal year ending 2015. The general fund accounts for the majority of the City services, including police, street maintenance, parks, and administrative services.

WATER AND SEWER FUND

Water and Sewer Fund Statement of Revenues, Expenses and Changes in Fund Net Position For The Years Ended June 30, 2015 and 2014		
Operating Revenues	2015	2014
Water sales	\$ 4,282,985	\$ 4,095,675
Sewer charges	4,608,335	4,282,512
Penalties	132,265	133,922
Reconnecting charges	144,222	113,221
Service fees	325,973	157,227
Tap fees	731,575	232,545
Rental income	178,337	162,581
Miscellaneous	11,778	37,068
Total Operating Revenues	10,415,470	9,214,751
Operating Expenses		
Salaries	2,200,751	2,183,415
Employee benefits	920,982	1,027,061
Purchased services:		
Training	9,498	10,573
Dues and certification	12,212	5,320
Repairs and maintenance	406,592	311,872
Inspections	58,483	49,954
Contracted services	25,518	76,851
Laboratory services	24,330	34,863
Electricity	826,707	803,331
Telephone	55,302	30,542
Insurance	76,207	73,498
Equipment rental	5,095	7,556
Engineering fees	10,510	22,174
Tippage fees	169,209	154,579
Travel	26,362	27,849
Advertising	1,056	3,001
Postage	65,196	66,261
Materials and supplies:		
Uniforms	22,453	17,229
Materials and supplies	337,036	300,893
Chemicals	79,796	84,358
Gasoline, oil, etc.	67,014	97,182
Small equipment	33,538	48,635
Indirect cost allocation	942,586	909,574
Depreciation	1,775,375	1,715,049
Bad debts	20,262	26,638
Other	6,732	7,209
Total Operating Expenses	8,178,802	8,095,183
Operating Income	2,236,668	1,119,284
Non-Operating Revenues (Expenses)		
Intergovernmental	2,396,924	3,507,130
Investment earnings	344	1,045
Interest expense	(677,115)	(696,065)
Total Non-Operating Revenues (Expenses)	1,720,153	2,812,110
Income Before Capital Contributions and Transfers	3,956,821	3,931,394
Capital contributions	223,107	149,432
Transfers in	1,151,560	1,651,358
Transfers out	(1,567,310)	(1,553,786)
Change in Net Position	3,764,178	4,178,682
Net Position Beginning of Year	38,949,524	34,771,126
Net Position End of Year	\$ 42,713,702	\$ 38,949,524

City Water and Sewer Number of Customers		
FY	Water	Sewer
2010	10,786	9,821
2011	10,869	9,865
2012	11,141	10,120
2013	11,457	10,399
2014	12,059	10,983
2015	12,327	11,252

Proprietary funds: The City maintains two different types of proprietary funds. *Enterprise funds* are used to report the same functions presented as business-type activities in the government-wide financial statements. The City uses *enterprise funds* to account for its water and sewer system, reclaimed water, natural gas, solid waste collection and solid waste disposal. *Internal service* funds are an accounting device used to accumulate and allocate costs internally among a governmental entity's various functions. The City uses *internal service* funds to account for its health insurance fund, fleet management fund, worker's compensation fund, and wellness program fund.

Proprietary funds provide the same type information as the government-wide financial statements, only in more detail. The water and sewer fund and natural gas fund statements of revenues, expenses and changes in net position are presented in this document with comparative data from fiscal year ending June 30, 2015.

NATURAL GAS FUND

Natural Gas Operating Fund		
Statement of Revenues, Expenses and Changes in Fund Net Position		
For the Years Ended June 30, 2015 and 2014		
	2015	2014
Operating Revenues		
Charges for services	\$ 5,112,192	\$ 5,567,740
Penalties	69,224	58,386
Reconnecting charges	4,085	1,975
Tap fees	4,816	400
Transport fees	29,877	30,102
Service fees	6,450	4,360
Miscellaneous	5,093	3,797
Total Operating Revenues	5,231,737	5,666,760
Operating Expenses		
Salaries	367,212	352,690
Employee benefits	120,169	137,414
Purchased Services:		
Training	150	-
Dues and certification	2,160	2,204
Repairs and maintenance	96,394	96,957
Contracted services	2,777	1,577
Electricity	11,813	13,186
Telephone	10,615	6,428
Insurance	21,904	18,482
Equipment rental	2,939	3,618
Engineering fees	7,654	4,322
Water heater program	13,859	19,785
Travel	9,490	8,822
Advertising	4,771	1,155
Postage	77	211
Franchise fee	8,303	9,294
Materials and supplies:		
Uniforms	4,543	4,537
Materials and supplies	68,684	64,093
Chemicals	-	10,103
Gasoline, oil, etc.	20,880	23,335
Small equipment	7,944	6,779
Cost of sales	2,431,287	3,234,407
Indirect cost allocation	166,023	86,602
Depreciation	160,660	132,865
Bad debts	7,848	10,440
Other	2,061	16,969
Total Operating Expenses	3,550,217	4,266,275
Operating Income	1,681,520	1,400,536
Non-Operating Revenues (Expenses)		
Gain on sale of assets	-	5,000
Interest expense	(6,596)	(7,384)
Total Non-Operating Revenues (Expenses)	(6,596)	(2,384)
Income Before Transfers	1,674,924	1,398,101
Transfers in	427,180	-
Transfers out	(875,000)	(900,000)
Change in Net Position	1,227,104	498,152
Net Position Beginning of Year	4,311,624	3,813,523
Net Position End of Year	\$ 5,538,728	\$ 4,311,624

Accounting Terminology:

- ◆ Fund balance is the net position of a governmental fund (difference between assets and liabilities).
- ◆ Capital outlay represents the acquisition or construction of capital assets in the governmental funds. For governmental fund accounting, capital assets are expensed when purchased or constructed through the line item capital outlay.
- ◆ Other financing sources (uses) represent increases (decreases) in the fund balances of a governmental fund other than revenues (expenditures). Examples include transfers between funds within the City and bond proceeds.
- ◆ Depreciation is the allocation of the cost of using a capital asset over the asset's estimated useful life.
- ◆ Capital contributions are fund and/or assets contributed to the City specifically for the acquisition, construction, or improvement of capital assets.

While this presentation does not conform to Generally Accepted Accounting Principles (GAAP), the purpose of these statements is to provide the citizen with a selection of the information contained within the City's Comprehensive Annual Financial Report (CAFR). Component unit information has been excluded from this presentation in order to focus on the primary government. The City's accounting policies do conform to GAAP as set forth by the Governmental Accounting Standards Board. The City's separately prepared and audited CAFR offers a complete description of the City's significant accounting policies and other disclosures required by GAAP, as well as a more detailed analysis of the City's financial position. A copy of the CAFR can be obtained at the Finance Department at the Statesboro City Hall (50 E. Main St.) or log on to the City website, www.statesboroga.gov, and click on the Finance Department, and then on the quick link to the CAFR.



50 East Main Street
Statesboro, Georgia 30458
www.statesboroga.gov